

**KHSAA TITLE IX
ANNUAL REPORT SUBMISSION
STATUS REPORT
2007-2008**

KHSAA
Form T65
Revised 3/08

TO: KHSAA Member School Superintendents, Principals, and Athletic Directors

FROM: Brigid L. DeVries, Commissioner
Larry Boucher, Assistant Commissioner

Date: April 21, 2008

School	Garrard County High School	Reviewed by	Gordon D. Boccock
--------	----------------------------	-------------	-------------------

The following is a status report regarding the required 2007 - 2008 Title IX Annual Report submission of forms due into the KHSAA office by April 15, 2008. Appropriate KHSAA Audit Team personnel have reviewed these forms and the following is a summary of this review.

I. Checklist of Forms properly submitted in a satisfactory manner:

X	GE 19 (Annual Verification)	X	T-35 (Budget Expenses)
X	T-1 (Summary Program Chart 1)	X	T-36 (Budget Expenses)
X	T-2 (Summary Program Chart 2)	X	T-41 (Checklist - Overall Interscholastic Program)
X	T-3 (Summary Program Chart 3)	X	T-60 (Corrective Action Plan)
X	T-4 (Summary Program Chart 4)	X	T-63 (Interscholastic Survey Results)

II. Status

A.	X	2007 - 2008 Forms are satisfactory and no further information or action is necessary at this time.
B.		Errors have been noted with respect to the following forms:
C.		The following forms were omitted and must be submitted by school representatives:
D.		According to the 2007-2008 data, the school appears to be meeting the standards established in: <input checked="" type="checkbox"/> Test 1 (Athletic participation is proportionate to enrollment) <input type="checkbox"/> Test 2 (History and continuing practice of program expansion) <input type="checkbox"/> Test 3 (Full and effective accommodation of interests and abilities)
E.		Other Recommendation and Comments: <ul style="list-style-type: none"> • The Gender Equity Committee needs to look at the disparity in some sports receiving awards and others not receiving awards. This action should be reflected in the minutes of the next committee meeting and if necessary a corrective action plan set forth to correct this potential red flag issue. • The Gender Equity Committee needs to look at the Student Interest Survey and the T-3 report where the school points out some areas that may need

		<p>addressed and possible corrective action plans set. The student interest survey indicates there is an interest in cross country, soccer and swimming. The Corrective Action Plan in this report does not reflect any action taken by the Gender Equity Committee and that makes it a potential red flag issue.</p>
--	--	---

F:\Forms\T65.doc



KENTUCKY HIGH SCHOOL ATHLETIC ASSOCIATION
2007-2008 ANNUAL VERIFICATION OF TITLE IX PROCEDURES
 (To be submitted by April 15, 2008 along with other required forms)

KHSAA Form GE19
Rev. 12/07

The Garrard Co. High School High School, Lancaster, Kentucky
 (Name of High School) (City)

certifies to the Kentucky High School Athletic Association that the following is an accurate and true representation of the facts surrounding compliance with 20 U.S.C. Sections 1681-1688, et. Seq. (also known as Title IX)

I certify the following provisions in accordance with records at the school contained in the permanent Title IX file, at least one copy of which must be maintained in the Principal's office, and to the best of my knowledge have completed the following tasks.

Established a gender equity committee at the high school. (list committee personnel and provide attachment if necessary)

Name	Address	Phone	Title
(Supt., Principal, Student, Parent, Coach, Etc.)			

See Attached

Scheduled a minimum of three meetings during the 2007-2008 school year on the following dates:

September 19, 2007
December 12, 2007
March 5, 2008

Designated the following person(s) as the Title IX coordinator for the school:

Name	Title	Address	Phone
James M. Freeman	Athletic Director	304 W. Maple Avenue Lancaster, KY. 40444	(859) 792-2146

Designated the following person(s) as the Title IX coordinator for the district:

Name	Title	Address	Phone
Linda Rudolph	Counselor	304 W. Maple Avenue	(859) 792-2146

School personnel are continuing to make periodic reviews of the boys' and girls' athletics program reflected in the Corrective Action Plan.

In addition to the above information, the above referenced school maintains a complete permanent file relative to Title IX records including copies of the self-assessment audit, all corrective action plans, and other related materials.

Principal's Signature

4/8 2008
Date

Superintendent Signature

School Board Chairpersons' Signature

(Send original copy to KHSAA - Maintain duplicate in Title IX school folder)

Garrard Co. High School

Athletic Department

Athletic Committee Members

Jim Freeman
1558 Burdette Knob
Lancaster, KY. 40444
(859) 548-3653
Athletic Director

Kevin Stull
214 Royalty Drive
Lancaster, KY. 40444
(859) 792-1404
Principal

Kalem Grasham
95 Raven Run
Stanford, KY. 40484
(606) 346-4983
Asst. Principal

Linda Rudolph
241 Lexington Ave.
Lancaster, KY. 40444
(859) 792-2608
Counselor

Greg Crutchfield
217 Royalty Drive
Lancaster, KY. 40444
(859) 792-2359
Board Member

Lori Rousey
102 McKinney Ct.
Stanford, KY. 40484
(859) 304-1105
Teacher/Coach

Rachel Lanham
6070 Hwy 21 East
Paint Lick, KY. 40461
(859) 228-0762
Student

Alex Freeman
1558 Burdette Knob
Lancaster, KY. 40444
(859) 548-3653
Student

2007-2008
ACCOMMODATION OF INTERESTS AND ABILITIES
SUMMARY PROGRAM CHART 1

KHSAA
Form T1
Rev.12/07

Participation Opportunities Test One

		(Column 1)	(Column 2)	(Column 3)	(Column 4)
	Program	Enrollment	Percentage of Total Enrollment	Number of Interscholastic Participants (double and triple count)	Percentage of Total Participation
Row 1	GIRLS	376	50.2% ✓	170	51.4% ✓
Row 2	BOYS	373	49.8% ✓	161	48.6%
Row 3	Totals	749 ✓	100%	331 ✓	100%

Instructions:

*Number of 8th grade students & below used in Column 3 and Column 4 calculations if applicable: 20

- 1) Determine the total number of girls enrolled, (place in Row 1, Column 1). Determine the total number of boys enrolled, (place in Row 2, Column 1).
- 2) Add the total number of girls and boys enrolled to determine total enrollment, (place in Row 3, Column 1).
- 3) Calculate the percentage of total enrollment that is female. (Divide Row 1, Column 1 by Row 3, Column 1 and place in Row 1, Column 2.) Calculate the percentage of total enrollment that is male. (Divide Row 2, Column 1 by Row 3, Column 1 and place in Row 2, Column 2.) Note: Row 1, Column 2 plus Row 2, Column 2 should total 100%.
- 4) Ask the head coaches to review the most updated eligibility or squad lists for their teams. Ask coaches to confirm the names of those individuals who are on the team as of the first **date of regular season competition**, and cross out the names of those who were cut from the team or quit the team prior to the first regular season competitive event. Determine the total number of interscholastic athletics participants that are girls, (and place in Row 1, Column 3). In order to determine the total number of athletics participants, an individual should be counted each time he or she participates on a team. For example, if Jane Doe competes on the varsity volleyball team, the junior varsity volleyball team, the junior varsity basketball team, and the varsity softball team, she should be counted as four participants (**do not include club or intramural sports participants, cheerleaders, dance teams, or pom squads**). Calculate the same way for boys and girls. * In addition, should 8th grade students and below play on a Freshman, Junior Varsity, or Varsity team, they should also be counted for each team and sport on which they participate. If applicable, please asterisk the above notation as to how many 8th grade students & below are included in the totals.
Using the same procedure, determine the total number of interscholastic athletic participants that are boys, (and place in Row 2, Column 3). Add Row 1, Column 3 plus Row 2, Column 3 to get total participants and place in Row 3, Column 3.
- 5) Calculate the percentage of female participation. (Row 1, Column 3 divided by Row 3, Column 3 and place in Row 1, Column 4.) Calculate the percentage of male participation. (Row 2, Column 3 divided by Row 3, Column 3 and place in Row 2, Column 4.) Note: Row 1, Column 4 plus Row 2, Column 4 should total 100%.

Note: While being within three percent is not a formal compliance standard; if the percent listed in Row 1, Column 4 is within 3% of Row 1, Column 2, then it provides a good target within which compliance is likely.

Principal's Signature:  Date: 4/8/08



Garrard County Athletics

Home of the Golden Lions

Title IX Participation Summary

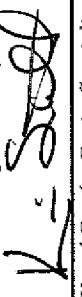
2007-08 School Year

<u>Sport</u>	<u>Varsity</u>	<u>JV</u>	<u>Freshman</u>	<u>Totals</u>
Volleyball	16	12	15	43
Soccer	16			16
Golf	6	3		9
Basketball	16	17	10	43
Softball	18	10		28
Tennis	14	5		19
Track	12			12
Totals:	98	47	25	170
Football	34			34
Soccer	20			20
Golf	9	4		13
Basketball	11	10		21
Baseball	20	14		34
Tennis	8	5		13
Track	26			26
Totals:	128	33	0	161
Grand Totals:	226	80	25	331

**2007-2008
ACTUAL EXPENDITURES - PROGRAM COMPARISON CHART 1
TO INCLUDE BOOSTER CLUB FUNDING**

	equipment and supplies		travel		awards		coaches' salaries (to include supplemental and extended employment; dollar amount required)		facilities improvements		publications (if sport-specific)	
	Expenditures		Expenditures		Expenditures		Expenditures		Expenditures		Expenditures	
	School	Booster	School	Booster	School	Booster	School	Booster	School	Booster	School	Booster
G basketball	8,464	2,728	3,897	336	689	561	15,013		296		184	
B basketball	8,471	300	4,763	93	608	0	14,650				130	
G softball	2,529	5,692	2,943	1,044	0	104	3,037		0	1,192		
B baseball	2,585	2,679	5,387	2,375	0	1,129	3,246		0	894		
G cross country												
B cross country												
G golf	830	0	293	0			1,048					
B golf	919	0	333	0			1,195					
G soccer	4,130	0	1,939	450	255		2,855		1785			
B soccer	2,603	0	3,351	0			3,044		1715		175	
G swimming												
B swimming												

1. Total expenditures on T-35 and T-36 on the 2007-2008 year report due by April 15, 2008, should reflect the total monies spent (rounded off to nearest dollar) for the entire school year of 2006-2007 ending June 30, 2007.
2. Booster Club Funding/Contributions must be included in the above expenditures total. (Note: It is illegal for coaches to be paid by Booster Clubs - Reference KHSAA Bylaw 27)

Principal's Signature:  **Date:** 4/8/08


**2007-2008
ACTUAL EXPENDITURES - PROGRAM COMPARISON CHART 2
TO INCLUDE BOOSTER CLUB FUNDING**

	equipment and supplies		travel		awards		coaches' salaries (to include supplemental and extended employment; dollar amount required)			facilities improvements		publications (if sport-specific)	
	Expenditures		Expenditures		Expenditures		Expenditures			Expenditures		Expenditures	
	School	Booster	School	Booster	School	Booster	School	Booster	# of Coaches for all levels / # of Teams for all levels	School	Booster	School	Booster
G track	257	0	652	0			1,621		2 / 1				
B track	257	0	652	0			1,621		2 / 1				
G tennis	761	0	305	0	385	0	950		1 / 2				
B tennis	1,198	0	719	0	330	0	1,048		1 / 2				
G volleyball	4,547	0	3,684	0	150	0	3,134		2 / 3	140	0		
B wrestling													
G (list sport)													
B football	12,058	1,159	4,004	4,402	572	850	21,139		6 / 2	473	1,560		
G (list sport)													
B (list sport)													

1. Total expenditures on T-35 and T-36 on the 2007-2008 year report due by April 15, 2008, should reflect the total monies spent (rounded off to nearest dollar) for the entire school year of 2006-2007 ending June 30, 2007.

2. Booster Club Funding/Contributions must be included in the above expenditures totals. Indicate percentage of total expenditures for each gender: (if disparities are obvious, list on your Corrective Action Plan (T-60) what action you will take to correct the problem).

Gender	Expenditures	Percentage
Boys	\$ 112,687	302.11
Girls	\$ 78,880	209.78
Total:	\$ 191,567	100%

Principal's Signature:  Date: 4/8/08

SCHOOL NAME

Garrard Co. High School

2007-2008
TITLE IX

CORRECTIVE ACTION PLAN

DIRECTIONS:

1. For Column 1, indicate the intended area (Opportunities or Benefits) which needs corrective action in order to achieve gender equity. For Column 2, write the suggested change or activities that will correct the area in need of alteration. For Column 3, include the estimated completion date for the changes or activities.
2. It is possible to attain compliance with Title IX and no longer need "corrective" action. However, the KHSAA strongly encourages compliant schools to identify items for improvement (Column 1), activities to accomplish the improvement (Column 2) and a timetable for completion (Column 3) that will strengthen the athletic program.
3. You may copy this form as needed. Please attach corrective action plans along with audit forms and submit by April 15, 2008.

COLUMN 1	COLUMN 2	COLUMN 3
ITEM FOR CORRECTION/ IMPROVEMENT	SUGGESTED CHANGE/ ACTIVITIES	TIME TABLE FOR CORRECTIVE ACTION/ AND OR COMPLETION DATE
Athletic Policy	Continue to refine and add policies as needed	Continuous
Coaches Handbook	Establish a handbook that will allow all coaches information about school and district policies and procedures. Create a communication between coaches, boosters, and administration.	Fall 2008
Facility Improvement	Building of a Track	Not Board supported, at this time. Could be a possibility for the new school, but no definite time table has been developed.

Principal's Signature: 

Date: 4/8/08



**2007-2008 INTERSCHOLASTIC
ATHLETICS SURVEY**
Summary of Student Responses

KHSAA
Form T63
Rev.12/07

School Name: Garrard County High School

Enrollment (9-12 Grade): 749 (SHOULD AGREE WITH FORM T-1, COLUMN 1, ROW 3)

Number of 9-11 Grade Students Surveyed: 593

Number of 8th Grade Students Surveyed: 152

Date: _____

Completed By: _____

Instructions:

1. Summarize the Student Athletics Interest Surveys Form T-61 by listing the total number of responses on the line next to each sport.
2. Under the Other Category please provide a listing of the sports as well as the number of students who are interested in participating.
3. Please sign and date this Summary Form (T-63) and mail this Summary Form only to the KHSAA by April 15, 2008. Do not mail the student surveys (Form T-61). However, these Forms should be maintained in your files in the event they are requested subsequently.

745 Number of Surveys
597 Total Returned (*A minimum of 80% return is expected*)
8-11 Grades Surveyed (*Should be grades 9-11 and 8th grade if school has a feeder system*)

How Was The Survey Administered? Homerooms
 (e.g. was it given in all English classes, or all home rooms, or advisee/advisor?)

KHSAA Sanctioned Fall Sports (*List Total Number of Participation Responses*)

- 12 Cross Country (Girls)
- 9 Cross Country (Boys)
- 92 Football (Boys)
- 9 Golf (Girls)
- 23 Golf (Boys)
- 49 Soccer (Girls)
- 24 Soccer (Boys)
- 96 Volleyball (Girls)

Winter Sport *(List Total Number of Participation Responses)*

<u>43</u>	Basketball (Girls)
<u>82</u>	Basketball (Boys)
<u>31</u>	Indoor Track (Girls)
<u>18</u>	Indoor Track (Boys)
<u>68</u>	Swimming & Diving (Girls)
<u>10</u>	Swimming & Diving (Boys)
<u>44</u>	Wrestling (Boys)

Spring Sport *(List Total Number of Participation Responses)*

<u>47</u>	Baseball (Boys)
<u>43</u>	Fast Pitch Softball (Girls)
<u>51</u>	Tennis (Girls)
<u>17</u>	Tennis (Boys)
<u>29</u>	Track (Girls)
<u>36</u>	Track (Boys)

Non-KHSAA Championship Sports *(From Student Survey T-61 Question 10)*

<u>126</u>	Archery
<u>28</u>	Field Hockey
<u>110</u>	Bowling
<u>4</u>	Gymnastics (Boys)
<u>56</u>	Gymnastics (Girls)
<u>67</u>	Ice Hockey
<u>25</u>	Lacrosse (Boys)
<u>40</u>	Lacrosse (Girls)
<u>74</u>	Rifle
<u>72</u>	Rodeo
<u>17</u>	Slow Pitch Softball
<u>18</u>	Volleyball (Boys)
<u>0</u>	Water Polo
<u>57</u>	Weightlifting

Number of Students who participate in Intramural Sports

(From Student Survey T-61 Question 5)

<u>Sport</u>	<u>Number</u>
Not Applicable	

List Intramural Sports students are interested in adding:

(From Student Survey T-61 Question 6)

<u>Sport</u>	<u>Number</u>
See Attached Sheet	

Participation in Non-School Sports Activities

(From Student Survey T-61 Question 7)

<u>Sport</u>	<u>Number</u>
See Attached Sheet	

Reasons for not participating in interscholastic athletics

(From Survey Question 8)


86	I prefer other activities such as band, chorus, etc.
107	I don't have time
27	The practice schedules and game times are inconvenient
42	The sport I like isn't offered
24	It's too expensive
10	I prefer to participate in club or intramural sports
65	Working
23	Other: Not Interested
2	Not Eligible

Student Suggestions to encourage participation

Get Better Coaches, Get Better Uniforms, Make it Fun, Offer More Sports,

Concentrate on Fitness, Win, Let All Play, Less Rules, Advertise More, School Spirit

Offer School Credit, Pay Us, Push College



Principal's Signature

4/8/08

Date

Garrard Co. Athletic Department
 Title IX Document T63
 Answers for Question 6 & 7

Sport	#6	#7
Football	9	9
Basketball	15	23
Baseball	1	8
Volleyball	5	12
Soccer	5	11
Rifle Team	1	0
Fast Pitch Softball	1	5
Cheerleading	3	0
Wrestling	6	0
Motocross	1	2
Archery	2	0
Boxing	5	0
Paintball	4	0
Swimming	10	4
Badminton	2	1
LaCrosse	2	0
Equestrian	3	5
Gymnastics	1	2
Tennis	4	5
Rugby	2	1
Hockey	3	1
Rodeo	2	1
Fishing	0	1
Bicycling	1	1
Skating	2	9
Karate	2	2
Dance Team	5	2
Dodgeball	11	0
Bowling	1	0
Track	0	1
Golf	0	8
Ultimate Fight Challenge	6	0